


AREE OMOGENEE




AREA OMOGENEA 1: coltre a prevalente componente argillosa, pendenza $< 5^\circ$




AREA OMOGENEA 2: coltre a prevalente componente argillosa, pendenza $5^\circ \div 10^\circ$



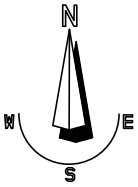
AREA OMOGENEA 3: coltre a prevalente componente argillosa, pendenza $10^\circ \div 15^\circ$



AREA IN FRANA ATTIVA Fa



AREA IN FRANA QUIESCENTE Fq



Tav. 6

PIANA

**CARTA DELLE AREE OMOGENEE E
DELLE AREE IN FRANA**
scala 1:5.000